

BRIEF INTRODUCTION

ABOUT BLUE BOOK

This web site is based on our **Blue Book** printed in 2002, titled as “**Application Guide for Chiral Column Selection**” - **Third Edition**, so that all data and information are derived from this book. The information is a guide for current or potential users of our Chiral HPLC columns for Optical Resolution.

Full detail introduction about the Blue Book should be referred to the printed book itself. However, because of web site here, the additional information to use is as the following section.

HOW TO USE THE WEB SITE

(Note the F.15 page is used here as an example.)

1. Access to F.15 page.

The top page on the site is **Selection Table of Functional Groups**. You can select a functional group of your interest on the table. As an example, you click on **F.15** of the table. (This group consists of two pages, F.15 and F.16.) The F.15-page is to be appeared as Fig. 2.

2. Hot Area on F.15 page

In a page, there are 6 types of hot areas hyper-links are set. Where you can access are shown as below.

Try to click on this web site actually so that you can understand how to use. Finally you could find out our suitable columns for your application, we hope.

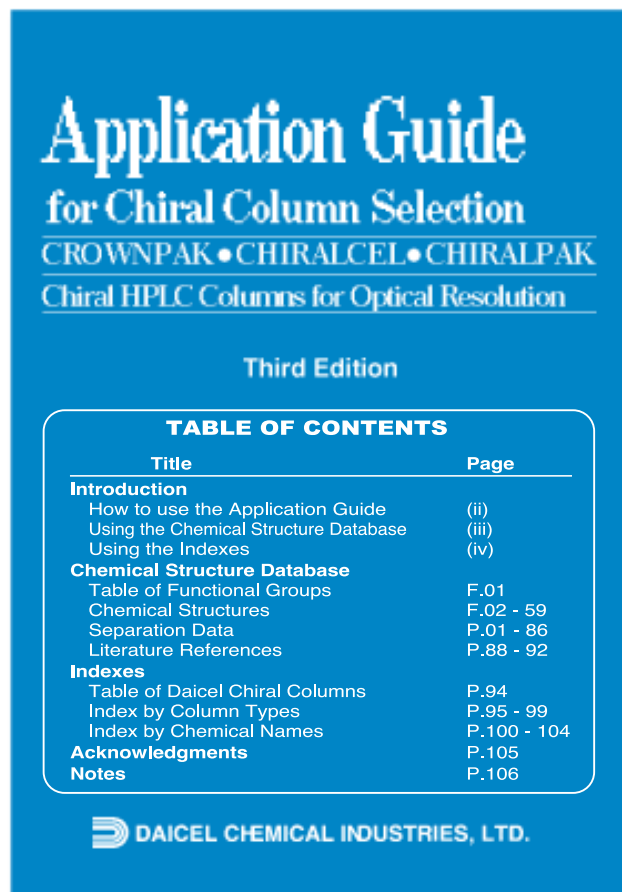


Fig. 1 - Blue Book and its Table of Contents

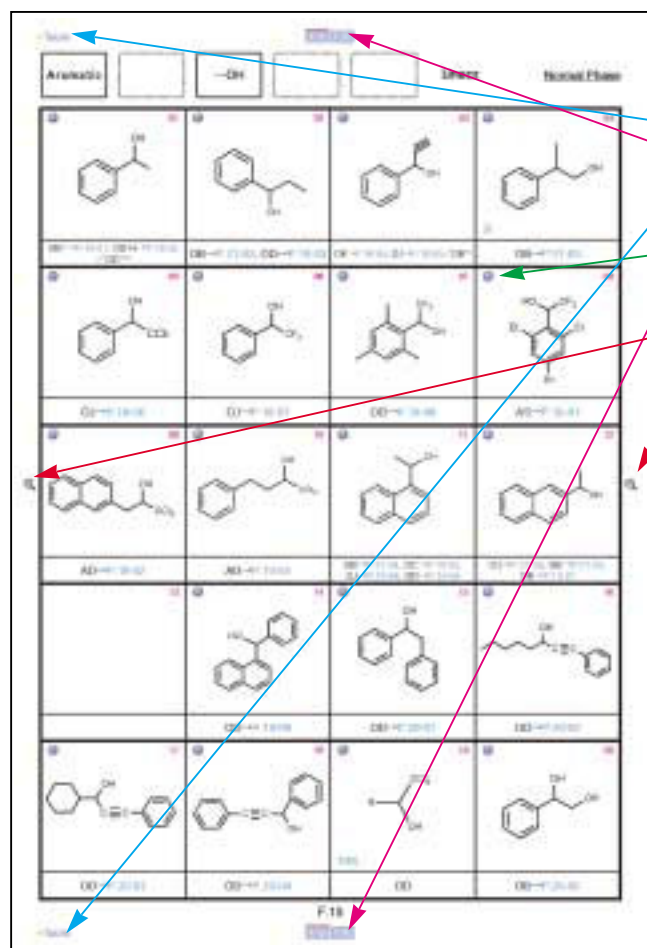


Fig. 2 - Hot-Area Map (at F. 15 page as example)

I. Access to web pages:

- (a) **To Table** (Two spots, i.e. top and bottom)
- (b) **To Another Page**, i.e. F.16, in the same group (Two spots, i.e. top and bottom)
- (c) **To one structure box** to display it much bigger and clearer (It is located each box.)
- (d) **To the zoomed entire F15. page** (Two spots)

II. Access to data and information:

- (e) **To the list of reference papers**
- (f) **To separation data**

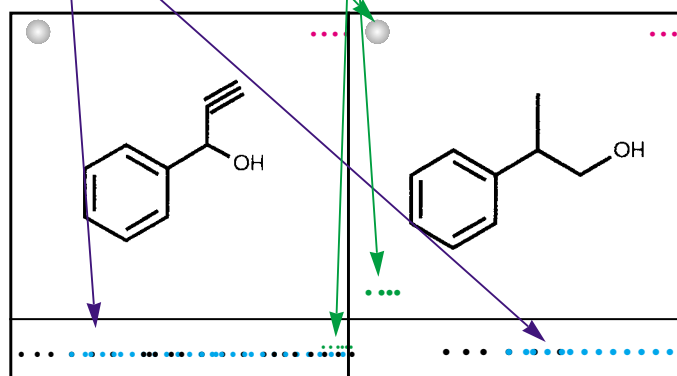


Fig. 3 - Hot-Area Map (at F. 15-03and 04 as example)